

## FEEDBACK ON CURRICULUM 2022-23

Feedback on Curriculum was taken from four stakeholders viz. Students, Teachers, Alumni and Employers. For the year 2022-23, the feedback from the students has been collected for every semester, while feedback from other stakeholders has been collected on an annual basis. Accordingly, semester-wise feedback on Curriculum /syllabi framed as well as Curriculum Implementation and Evaluation was taken from students of all the Undergraduate and Postgraduate courses by using the ERP 'Mograsis'. All the feedback forms and the survey of student satisfaction were made available on the login id of each student in the ERP 'Mograsis'.

Feedback from Teachers was taken on curriculum designed under autonomy and on implementation of curriculum and also evaluation. The link for the form is given below:

<https://forms.office.com/r/tCS4Meb4FK>

Feedback on Curriculum and also other aspects is taken from Employers using two separate forms <https://forms.gle/WxkEnfX4eYwsLmu18> and

<http://moderncollegepune.edu.in/feedback-from-employer/>

Feedback on Curriculum and also other aspects is taken from Alumni on the following link

<http://moderncollegepune.edu.in/feedback-from-alumni/>

Each feedback form has been designed using a five-point scale. In case of attributes, the rating is based on 'Excellent', 'Very Good', 'Good', 'Average' and 'Unsatisfactory'. In case of statements, the level of agreement with the statement is considered based on 'Strongly Agree', 'Agree', 'Neither Agree nor Disagree' (or Not sure), 'Disagree' and 'Strongly Disagree'. In case of satisfaction, the five options were 'Very Satisfied', 'Satisfied', 'Satisfied only to some extent', 'Neither Satisfied nor dissatisfied (or Neutral)' and 'Not satisfied'.

The feedback collected was analysed by the members of the Feedback Committee. Following benchmarks were decided:

**Benchmark:** On the designed five-point scale, a code of 1 is the highest rating and 5 is the lowest. Acceptable range of responses is as follows:

For attributes, Excellent, Very Good and Good

For Statements, Strongly agree, Agree and Not sure/ Neither agree nor disagree.

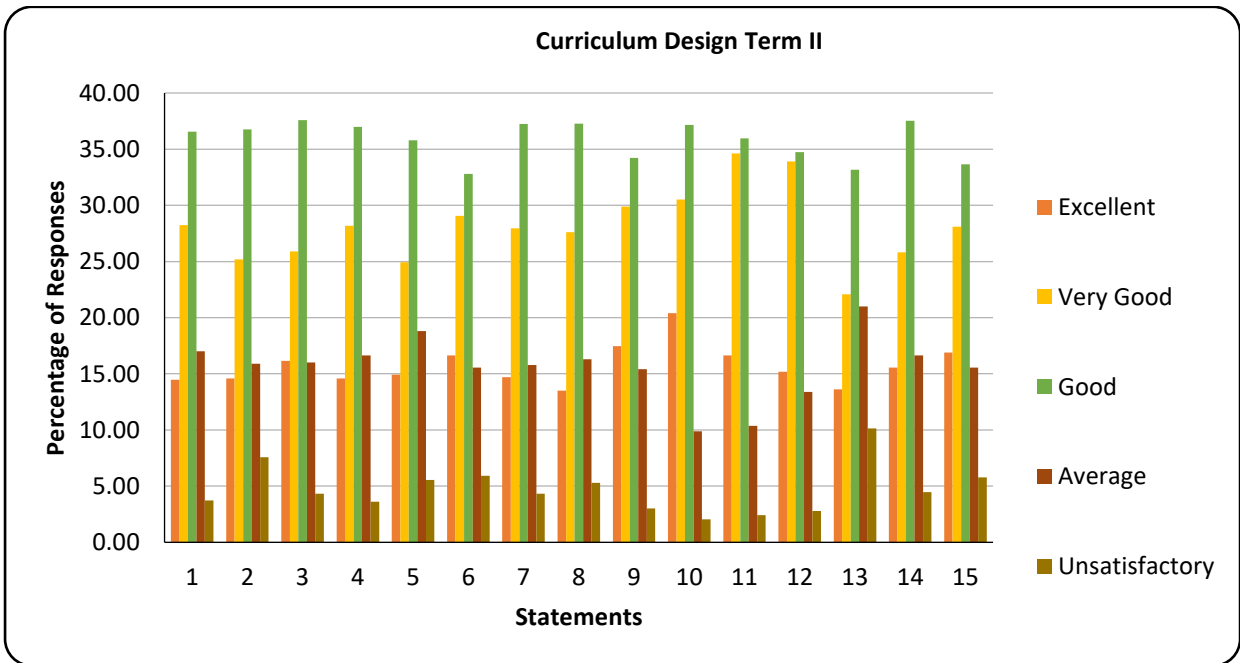
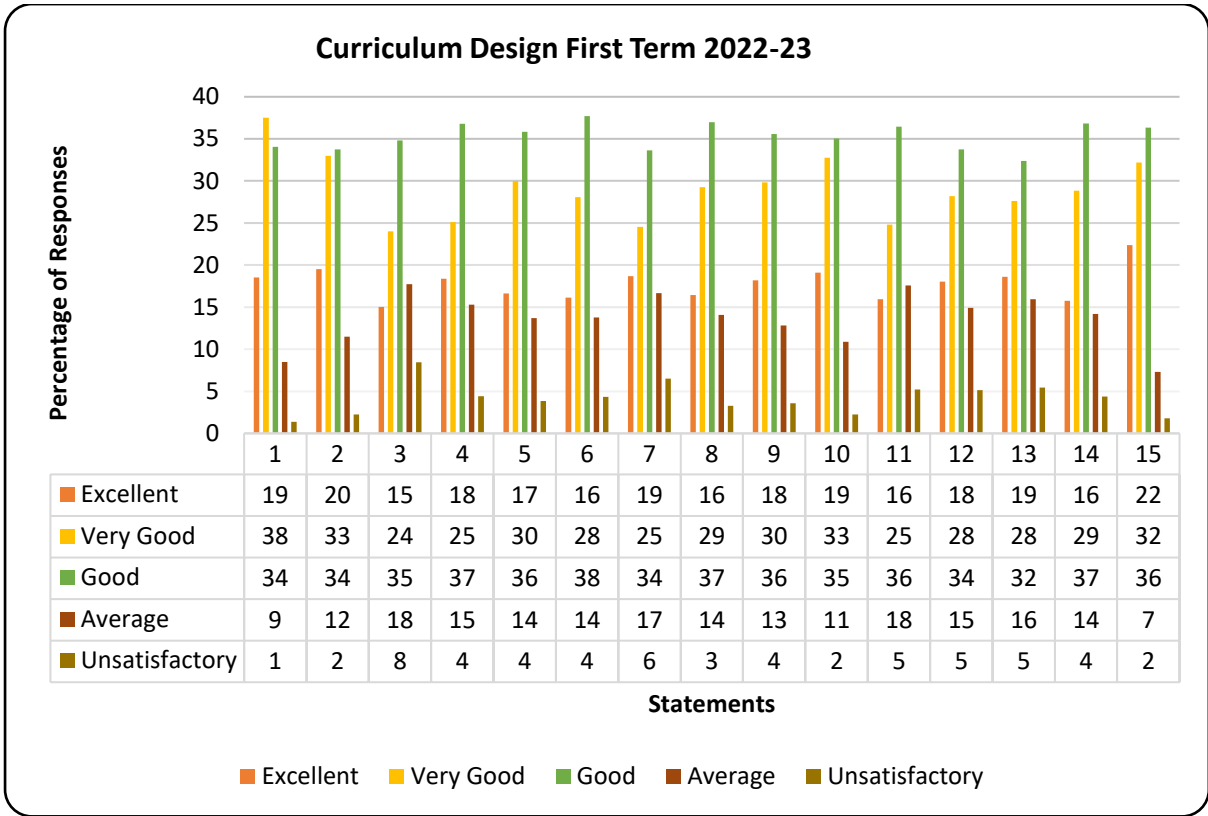
For level of satisfaction, Very Satisfied, Satisfied and Satisfied only to some extent.

A detailed analysis of the feedback on the curriculum design is given below:

### FEEDBACK FROM STUDENTS

The Feedback from Students is obtained semester-wise, thus, feedback for the **first term** relates to **Sem I, Sem III and Sem V of Undergraduate and Sem I and Sem III of Post Graduate** courses and feedback for the **second term** relates to **Sem II, Sem IV and Sem VI of Undergraduate and Sem II and Sem IV of Post Graduate** courses. (All responses are in percentage) Following parameters were included in the feedback on Curriculum Design

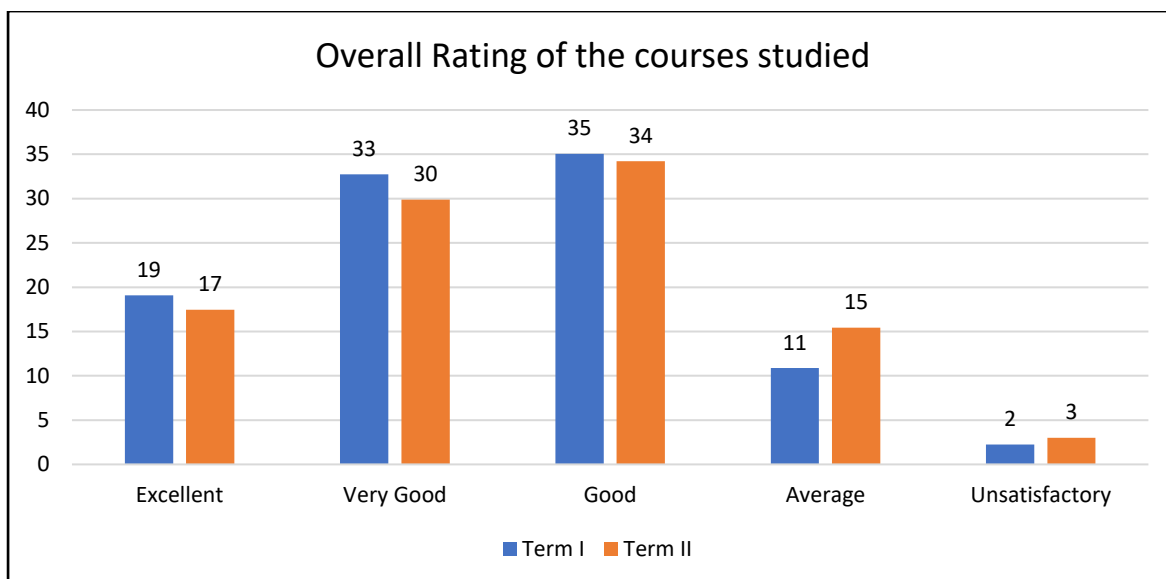
Sr.No.	Parameter
i)	Relevance of the courses studied
ii)	Enhancement of knowledge by studying the courses
iii)	Enhancement of your skills and your capabilities by studying the courses
iv)	Adequacy of Time allotted for completion of each unit in the syllabi
v)	Balance of theory and problems/practicals in the courses studied
vi)	Counseling/Guidance provided for selection of electives
vii)	Utility of the courses studied in enhancing your employability
viii)	Utility of Experiential Learning included in syllabi of each course
ix)	Provision of /Availability of reading material for all the courses
x)	Adequacy of Electives/Optional Subjects offered by the Framework
xi)	Quality of class material provided to you for all the courses
xii)	Opportunities of interactive learning provided by the syllabi
xiii)	Enhancement of Teaching Learning Process
xiv)	Opportunities for Research provided by the curriculum
xv)	Your Overall rating of the courses studied by you



Both the above graphs describe the 15 parameters on which feedback is taken relating to curriculum design.

**Interpretation:** i) For both the terms, the feedback is within acceptable range.

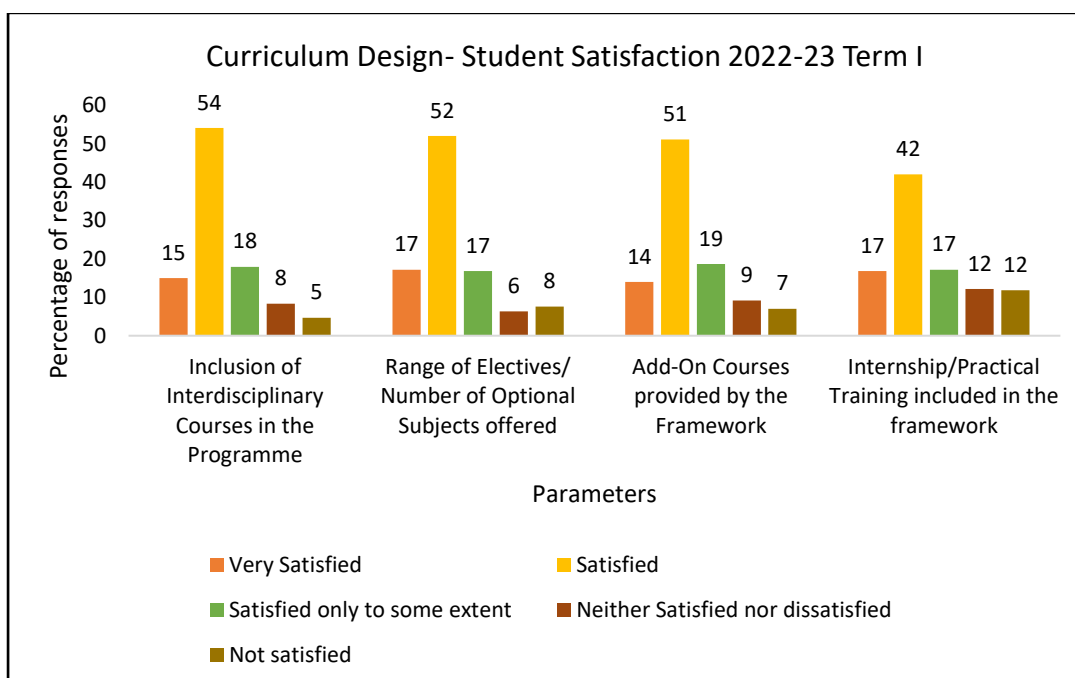
ii) For both the terms, maximum responses are received for response option ‘Good’.

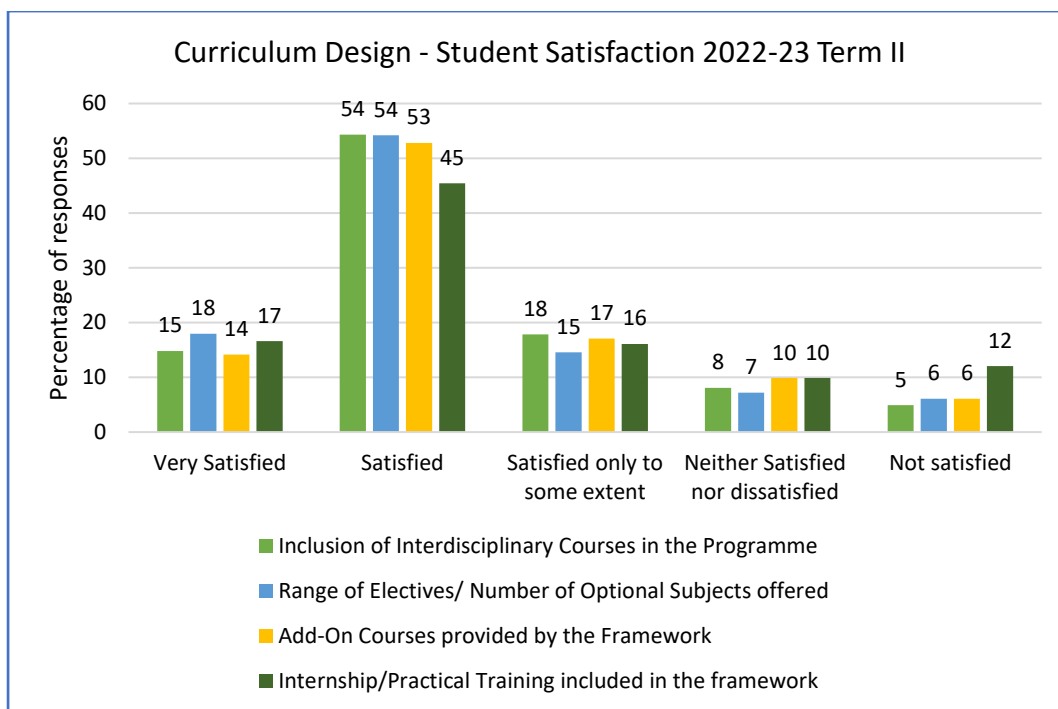


iii) The overall rating of the courses studied reveals that maximum responses are for attribute ‘good’ closely followed by ‘very good’.

A detailed report of all parameters is included in the Feedback Report is uploaded on the website of the college.

Four additional parameters, as given in the graph below, in respect of curriculum enrichment were identified and feedback was taken about the level of satisfaction as regards the same.





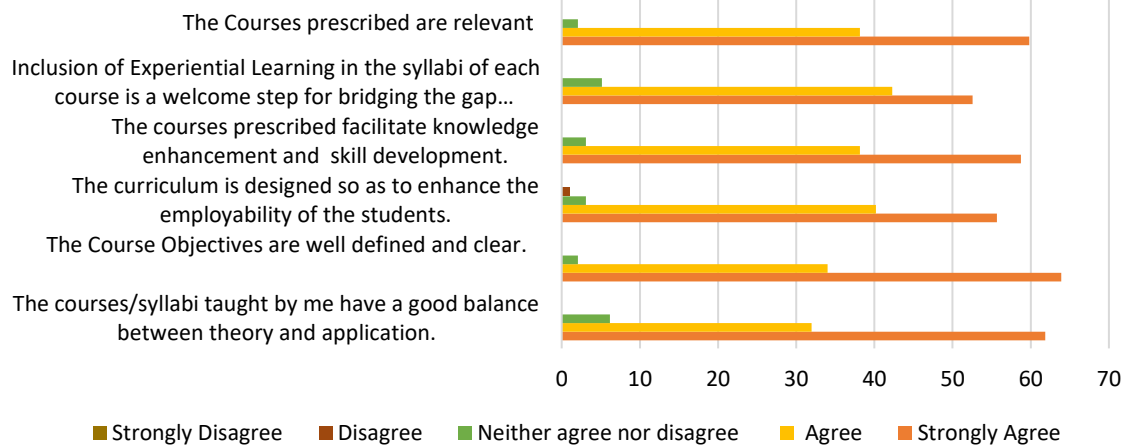
**Interpretation:** i) For both the terms, highest percentage of students are ‘satisfied’ for all of the four additional parameters given above.

ii) The percentage responses for the option ‘Not Satisfied’ is 12% for the parameter ‘Internship/Practical Training’ for both the terms. The committee has taken note of this, however, the framework of the various programmes run, provides for internship in one term and project/field work in another term for majority of the courses offered.

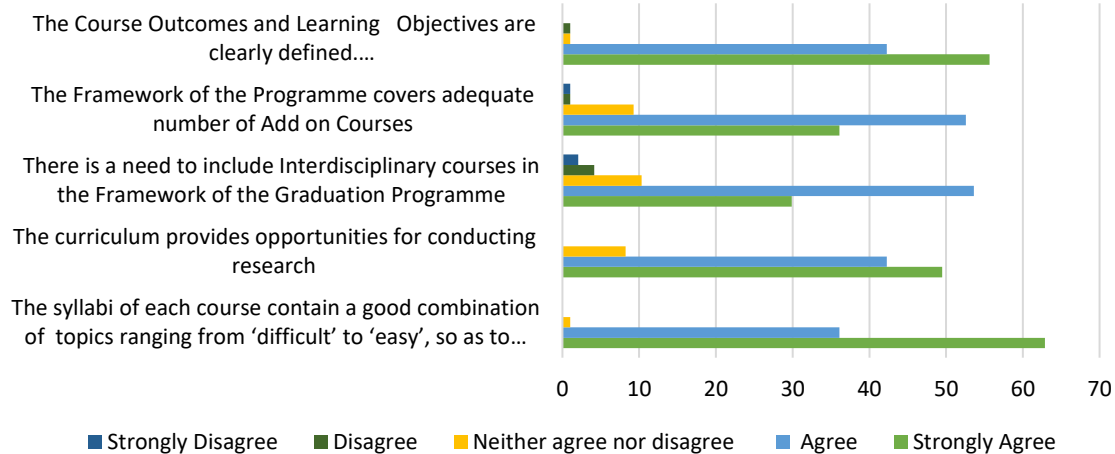
### **FEEDBACK FROM TEACHERS**

A detailed analysis of Feedback from Teachers taken on curriculum designed under autonomy and on implementation of curriculum and also evaluation on 34 aspects, using the form having link <https://forms.office.com/r/tCS4Meb4FK>, is given in the report on Feedback from stakeholders uploaded on the website of the college. Feedback on eleven parameters related to curriculum design is given below:

### Feedback from Teachers 2022-23 (Part A)



### Feedback from Teachers 2022-23 (Part B)



**Interpretation:** i) For all the eleven parameters, highest response from teachers is for option 'agree'.

ii) For nine out of eleven parameters, 0% response is received for option 'strongly disagree'

iii) The aggregate of responses for options 'strongly agree' and 'agree' for all the parameters lies in the range of 75% and 90%, indicating a high level of agreement to the statements given above.

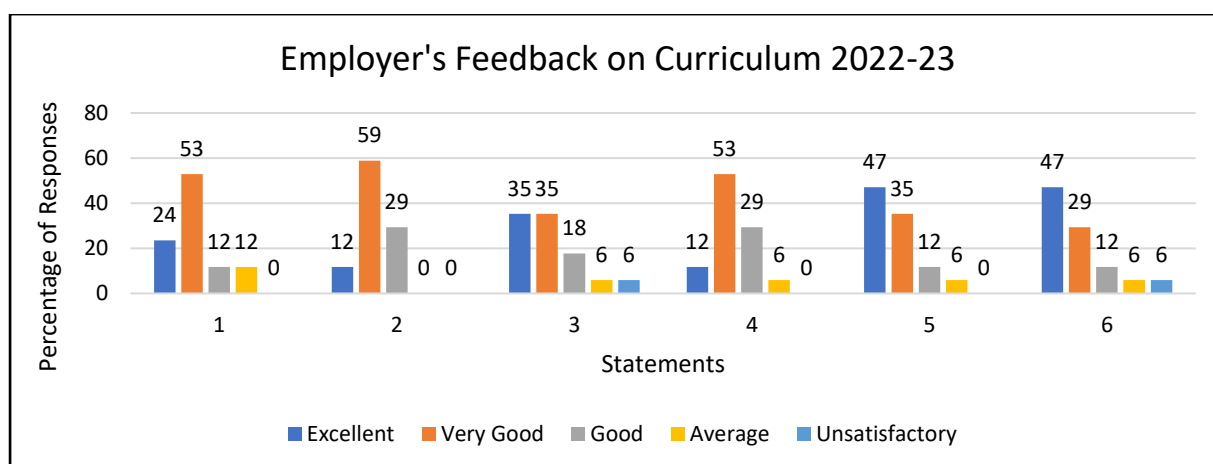
## Feedback from Alumni

Feedback from Alumni is also obtained from the students who belong to the affiliated courses using the link <http://moderncollegepune.edu.in/feedback-from-alumni/> for the form hosted on the college website.

## Feedback from Employer

Feedback from employers has been obtained about the curriculum as well as performance of the employee and the knowledge, skills and values demonstrated by the employee who is an alumnus of the college. *It must be noted that the first batch of Undergraduate programme completed their graduation in the academic year 2021-22, hence feedback from employer for the courses framed under autonomy will be obtained only when such students are placed.* The analysis of the form for feedback from the employers taken on the link <https://forms.office.com/r/tCS4Meb4FK> contains six parameters relevant to the curriculum. Analysis of responses from employers reveals the following:

Sr.No.	Statement
1	Academic knowledge learnt from the courses studied
2	Relevance of the courses studied
3	Practical Application of courses studied
4	Adequacy of the courses studied with respect to the job requirements
5	Grasping of latest developments in the field of knowledge
6	Ability to use workplace equipment



**Interpretation:** i) It is observed that for four statements, maximum response is received for option 'Very Good' while for two statements, response option 'Excellent' is received.  
ii) For two statements, viz. Practical Application of courses studied and Ability to use workplace equipment, 'Unsatisfactory' response is received, this has been noted by the committee.

## **CONCLUSION**

**The analysis of responses to all the feedback forms received from all the stakeholders revealed that the feedback from all stakeholders is within the acceptable range (as per the benchmark already mentioned), with a scope for further improvement.**

### **Action Taken**

The issue of feedback from stakeholders, more particularly from the students was discussed in the meetings of the Internal Quality Assurance Cell (IQAC).

The analysis of the feedback was discussed in a meeting conducted by the Coordinator IQAC with both the Feedback Coordinators. The results of the analysis were communicated to the concerned authorities. Apart from structured feedback, feedback in informal manner is received from parents during the parents meet, which is communicated to the respective authorities, as the case may be. Informal feedback is also received from the employers by the placement cell and the same is communicated to the respective authorities, for further action. Efforts are made, as far as possible to ensure that suggestions of employers about curriculum are taken note of.

The analysis of Structured Feedback from Students and Teachers was placed before the meeting of the IQAC for consideration. The members of IQAC appreciated the feedback and it was placed before the Governing Body Meeting.

Submitted to the Chairman IQAC Principal Dr. Zunjarrao Sir and Coordinator IQAC  
and Vice Principal Dr. Sardesai Madam



Prepared and compiled by: Prof. Rasika Date, Assistant Coordinator IQAC  
and Coordinator – Feedback

(Acknowledgements: Assistance by Prof. Mukta Kothari, Member IQAC and  
Coordinator – Feedback)

Dr. Anjali Sardesai  
Vice Principal and Coordinator IQAC

Dr. R.S. Zunjarrao  
Principal and Chairman IQAC