

## FEEDBACK ON CURRICULUM 2021-22

Feedback on Curriculum was taken from four stakeholders viz. Students, Teachers, Alumni and Employers. For the year 2021-22, the feedback from the students has been collected for every semester, while feedback from other stakeholders has been collected on an annual basis. Accordingly, semester-wise feedback on Curriculum /syllabi framed as well as Curriculum Implementation and Evaluation was taken from students of all the Undergraduate and Postgraduate courses by using the ERP 'Mograsis'. All the feedback forms and the survey of student satisfaction were made available on the login id of each student in the ERP 'Mograsis'.

Feedback from Teachers was taken on curriculum designed under autonomy and on implementation of curriculum and also evaluation. The link for the form is given below:

<https://forms.office.com/r/tCS4Meb4FK>

Feedback on Curriculum and also other aspects is taken from Employers using two separate forms <https://forms.gle/WxkEnfX4eYwsLmu18> and

<http://moderncollegepune.edu.in/feedback-from-employer/>

Feedback on Curriculum and also other aspects is taken from Alumni on the following link

<http://moderncollegepune.edu.in/feedback-from-alumni/>

Also, during the year 2021-22, feedback was obtained through ERP Mograsis, from the first batch (2020-21 batch) which completed its post-graduation under autonomy. Thus, feedback from alumni of autonomous courses was also collected apart from collecting feedback from alumni of affiliated courses.

Each feedback form has been designed using a five-point scale. In case of attributes, the rating is based on 'Excellent', 'Very Good', 'Good', 'Average' and 'Unsatisfactory'. In case of statements, the level of agreement with the statement is considered based on 'Strongly Agree', 'Agree', 'Neither Agree nor Disagree' (or Not sure), 'Disagree' and 'Strongly Disagree'. In case of satisfaction, the five options were 'Very Satisfied', 'Satisfied', 'Satisfied only to some extent', 'Neither Satisfied nor dissatisfied (or Neutral)' and 'Not satisfied'.

The feedback collected was analysed by the members of the Feedback Committee Following benchmarks were decided:

**Benchmark:** On the designed five-point scale, a code of 1 is the highest rating and 5 is the lowest. Acceptable range of responses is as follows:

For attributes, Excellent, Very Good and Good

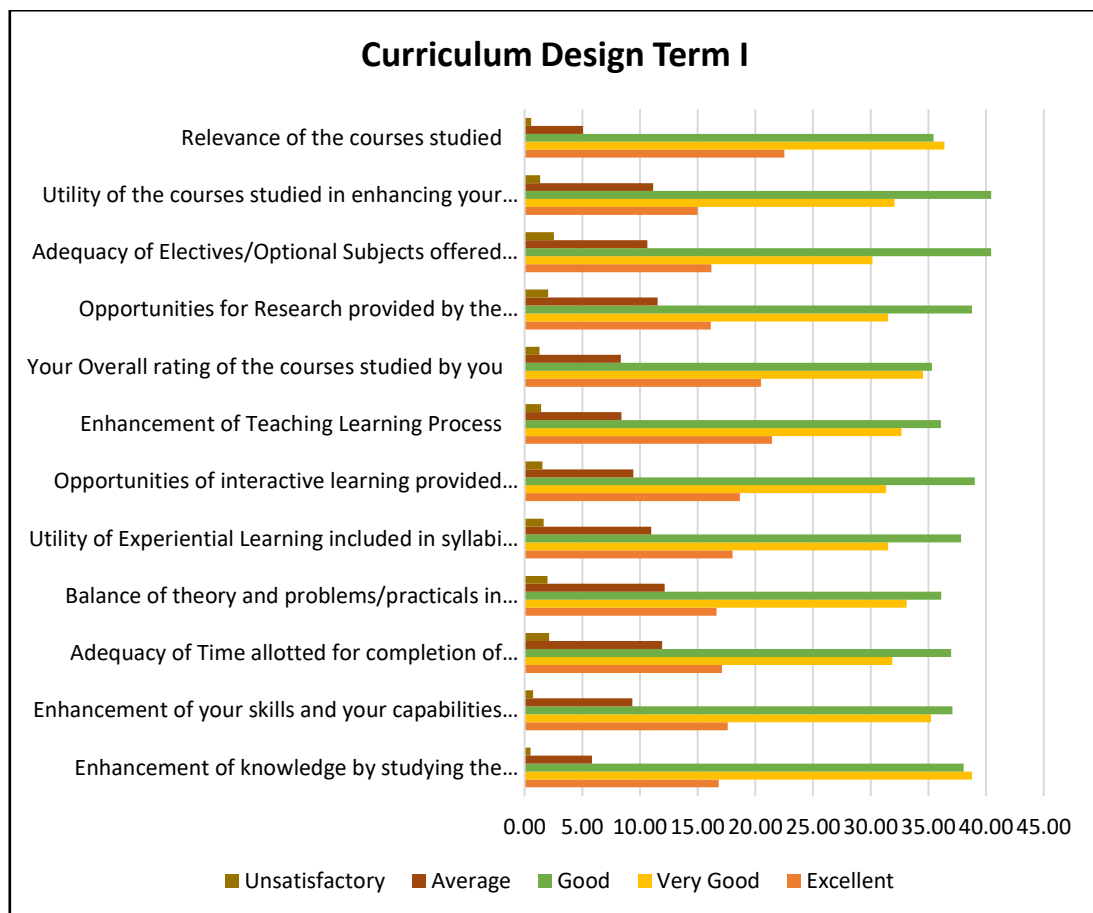
For Statements, Strongly agree, Agree and Not sure/ Neither agree nor disagree.

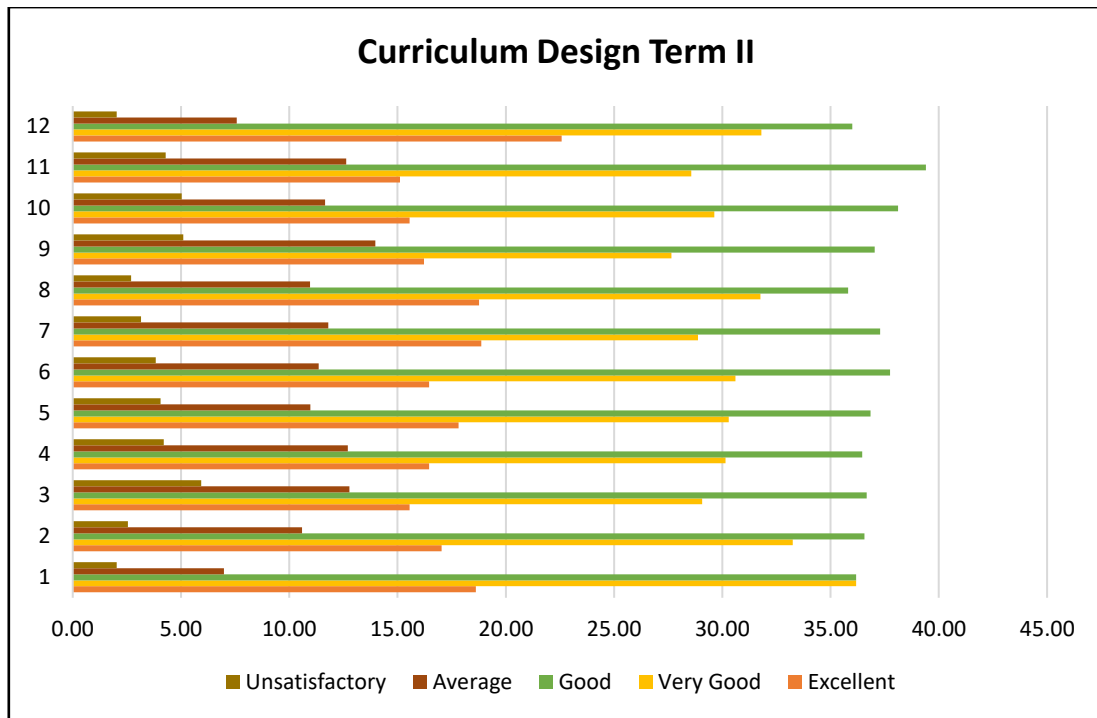
For level of satisfaction, Very Satisfied, Satisfied and Satisfied only to some extent.

A detailed analysis of the feedback on the curriculum design is given below:

### FEEDBACK FROM STUDENTS

The Feedback from Students is obtained semester-wise, thus, feedback for the **first term** relates to **Sem I, Sem III and Sem V of Undergraduate and Sem I and Sem III of Post Graduate** courses and feedback for the **second term** relates to **Sem II, Sem IV and Sem VI of Undergraduate and Sem II and Sem IV of Post Graduate** courses. (All responses are in percentage)





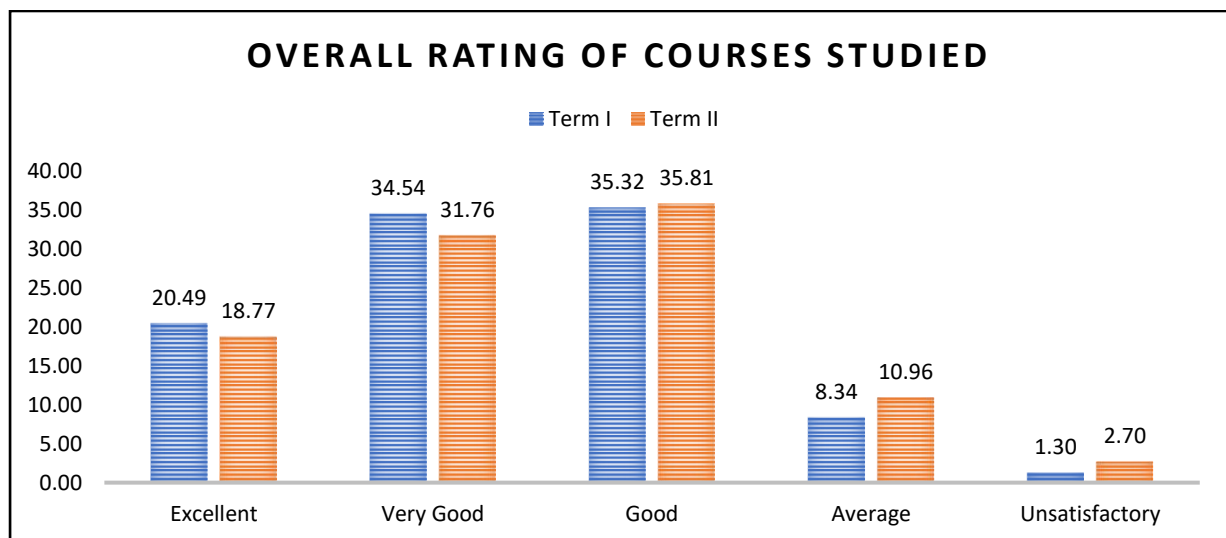
Both the above graphs describe the 12 parameters on which feedback is taken on curriculum design.

**Interpretation:** i) For both the terms, the feedback is within acceptable range.

ii) For both the terms, maximum responses are received for response option ‘Good’.

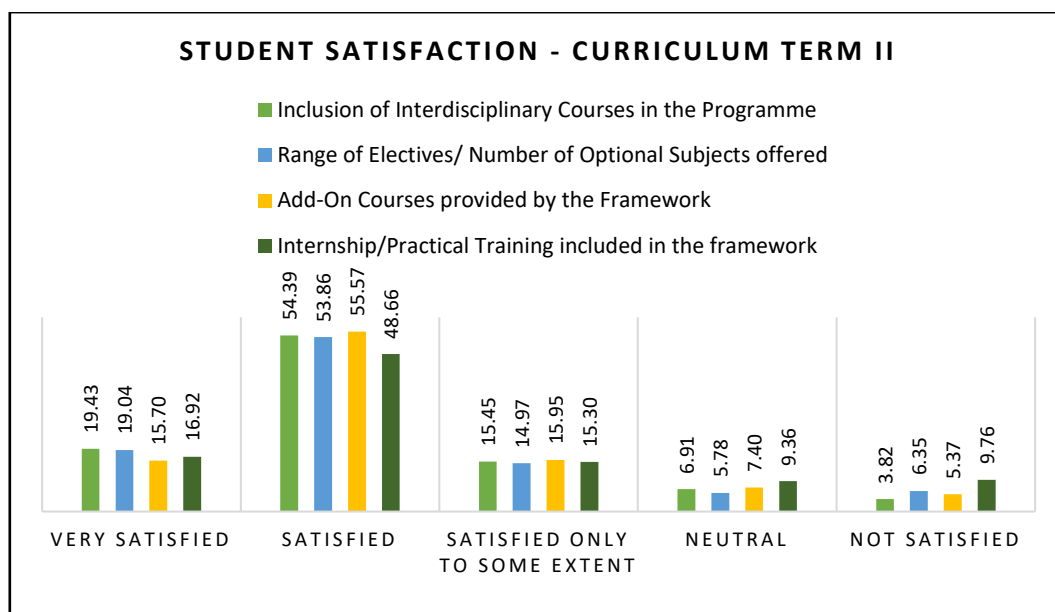
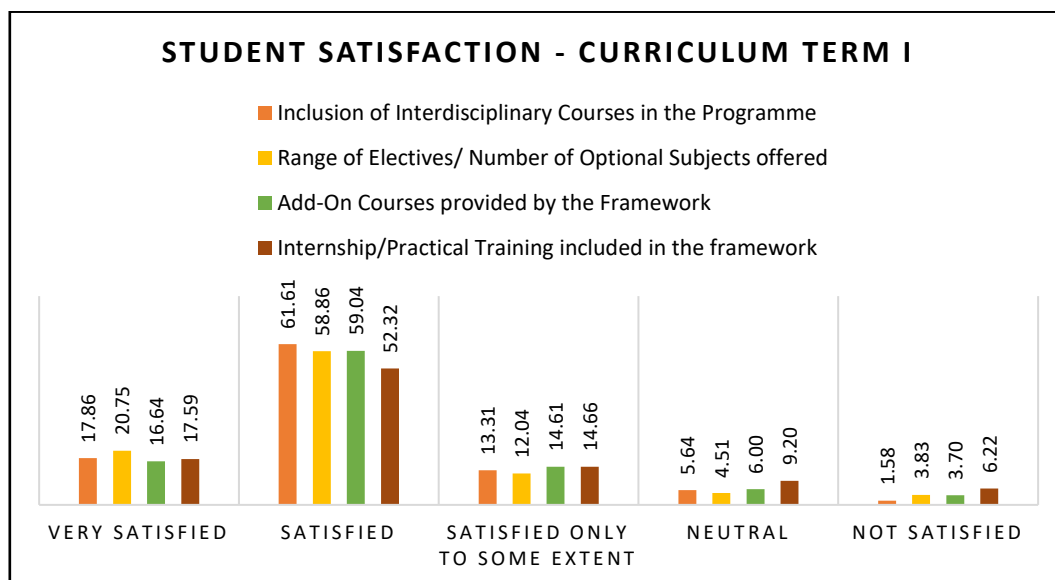
iii) the parameter ‘relevance of courses studied’ has received highest number of responses for option ‘Excellent’.

iv) The overall rating of the courses studied reveals that maximum responses are for attribute ‘good’ closely followed by ‘very good’.



A detailed report of all parameters is included in the Feedback Report uploaded on the website of the college.

Four additional parameters, as given in the graph below, in respect of curriculum enrichment were identified and feedback was taken about the level of satisfaction as regards the same.



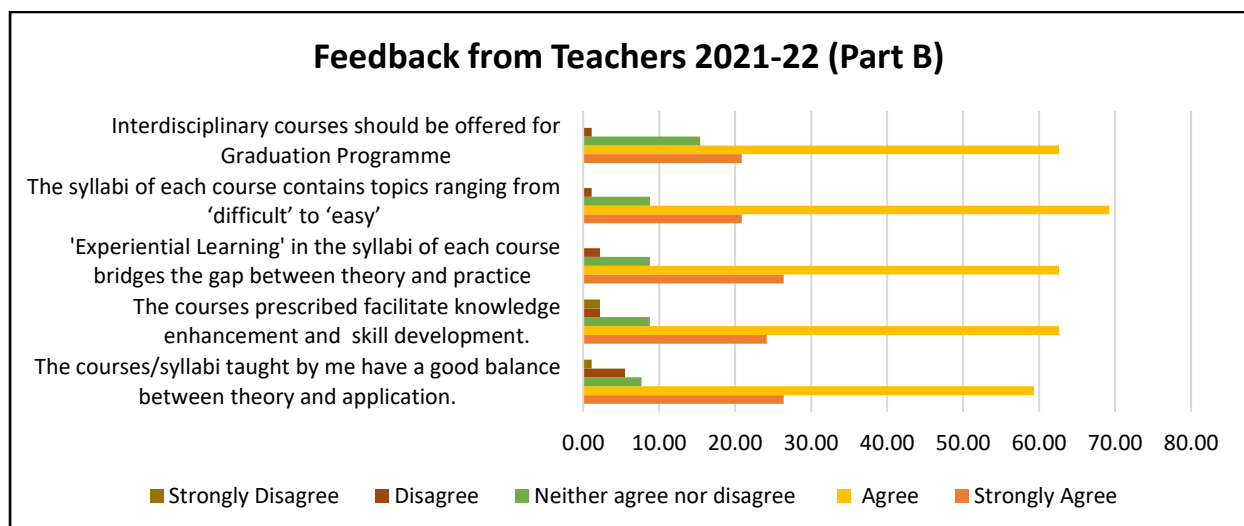
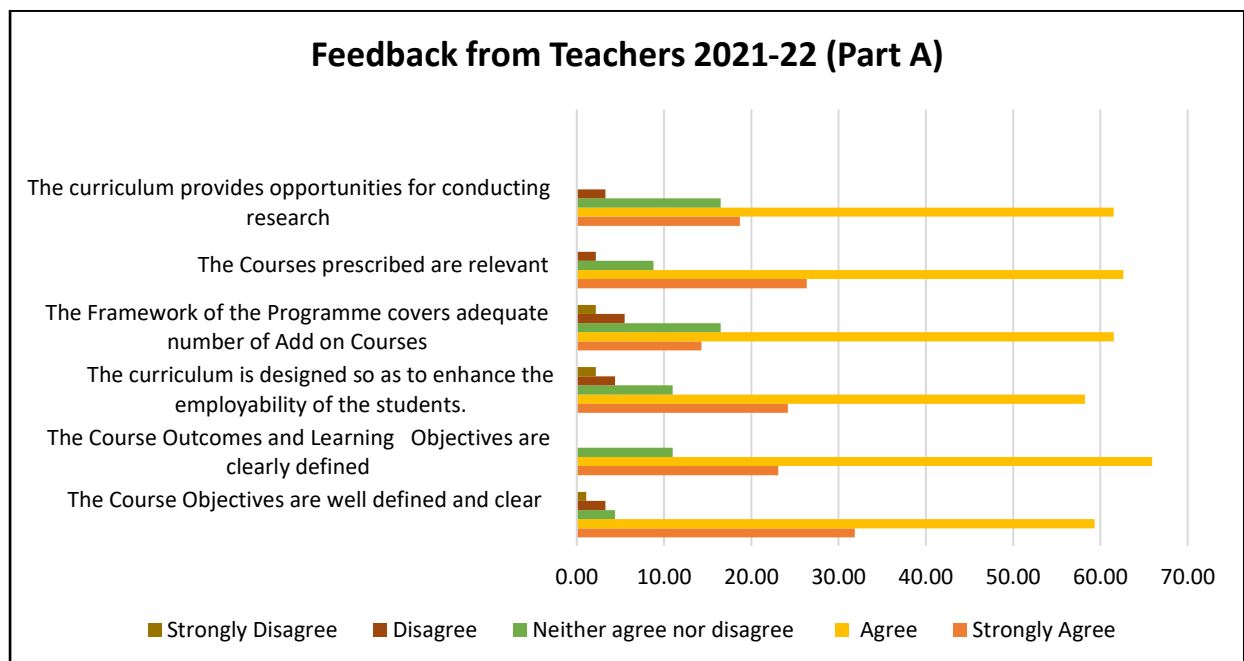
**Interpretation:** i) For both the terms, highest percentage of students are ‘satisfied’ for all of the four additional parameters given above.

ii) The percentage responses for the option ‘satisfied to some extent only’ has increased in the second term indicating increase in the overall level of satisfaction for the curriculum of second term.

iii) There is an increase in the responses for option ‘Not satisfied’ for parameter ‘Internship/Practical Training’ in the second term. The committee has taken note of this, however, the framework of the various programmes run, provides for internship in one term and project/field work in another term for majority of the courses offered.

### FEEDBACK FROM TEACHERS

A detailed analysis of Feedback from Teachers taken on curriculum designed under autonomy and on implementation of curriculum and also evaluation on 34 aspects, using the form having link <https://forms.office.com/r/tCS4Meb4FK>, is given in the report on Feedback from stakeholders uploaded on the website of the college. Feedback on eleven parameters related to curriculum design is given below:



**Interpretation:** i) For all the eleven parameters, highest response from teachers is for option ‘agree’.

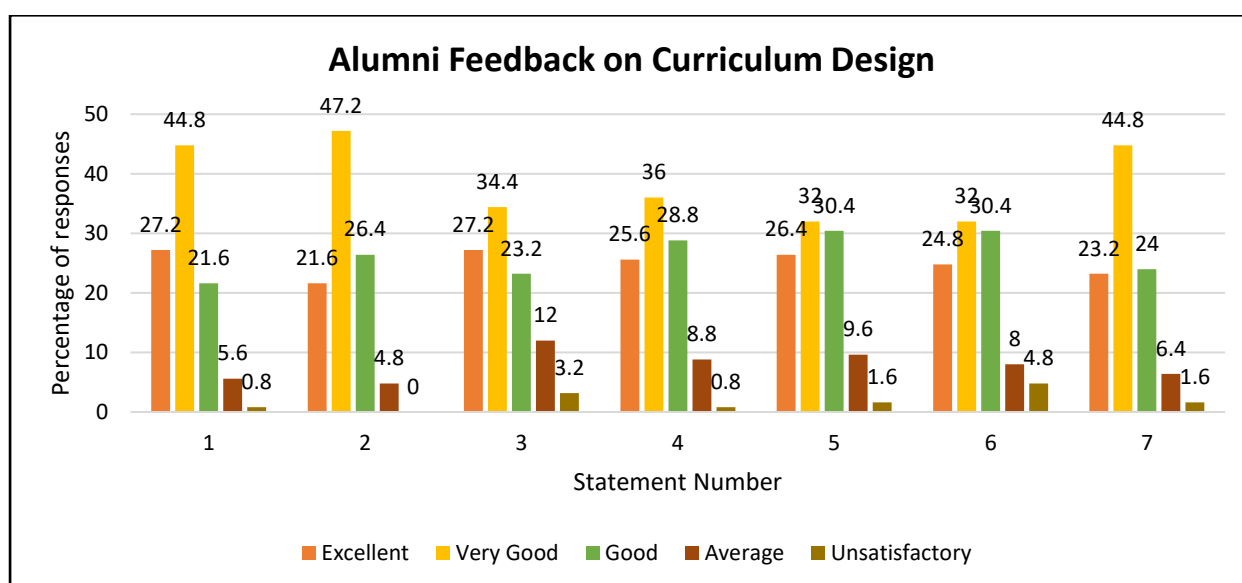
ii) For six out of eleven parameters, 0% response is received for option ‘strongly disagree’

iii) The aggregate of responses for options ‘strongly agree’ and ‘agree’ for all the parameters lies in the range of 75% and 90%, indicating a high level of agreement to the statements given above.

### FEEDBACK FROM ALUMNI OF AUTONOMOUS COURSES

Feedback was obtained from the first batch of students who completed their post-graduation under autonomy on 15 parameters on a five-point scale, with a rating of ‘Excellent’, ‘Very Good’, ‘Good’, ‘Average’ and ‘Unsatisfactory’

Sr.No.	Statements
1	Depth of knowledge gained by studying the courses
2	Relevance of the courses studied
3	Practical experience gained from project work
4	Applicability of the courses studied in real life situations
5	Value addition by ‘Experiential Learning’ included in syllabi of each course
6	Appropriateness of the courses/syllabi for your placement/higher education
7	Your overall rating of the courses studied by you



**Interpretation:** i) Maximum number of alumni have marked either “Excellent” or “Very Good” or “Good” for most of the statements.

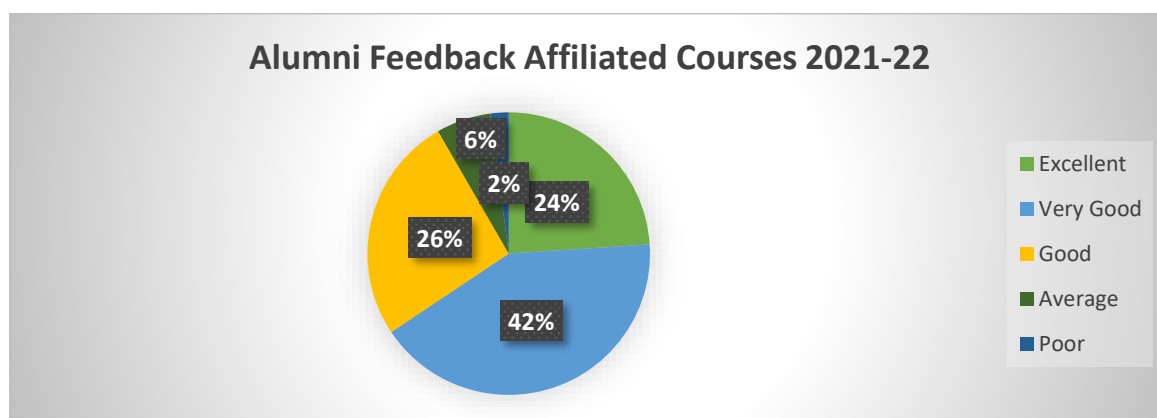
ii) 90% of alumni find the courses studied in the college highly relevant and applicable to real life situations and it adds value by promoting experiential learning.

iii) Very few responses (not more than 5%) are received for the option ‘Unsatisfactory’ indicating a very high rating given by the alumni to the curriculum and syllabi.

### **FEEDBACK FROM ALUMNI: AFFILIATED COURSES**

Feedback from Alumni is also obtained from the students who belong to the affiliated courses using the link <http://moderncollegepune.edu.in/feedback-from-alumni/> for the form hosted on the college website. The analysis for the question ‘How do you rate the courses that you have learnt in the college in relation to your current job / occupation?’ is as follows:

42% of the respondents have rated the courses studied in relation to the current job as ‘very good’, 24% have rated it as ‘excellent’, 26% have rated it as ‘good’, 6% for ‘average’ and 2% for ‘poor’. **Thus, 92% of the responses are favourable.**

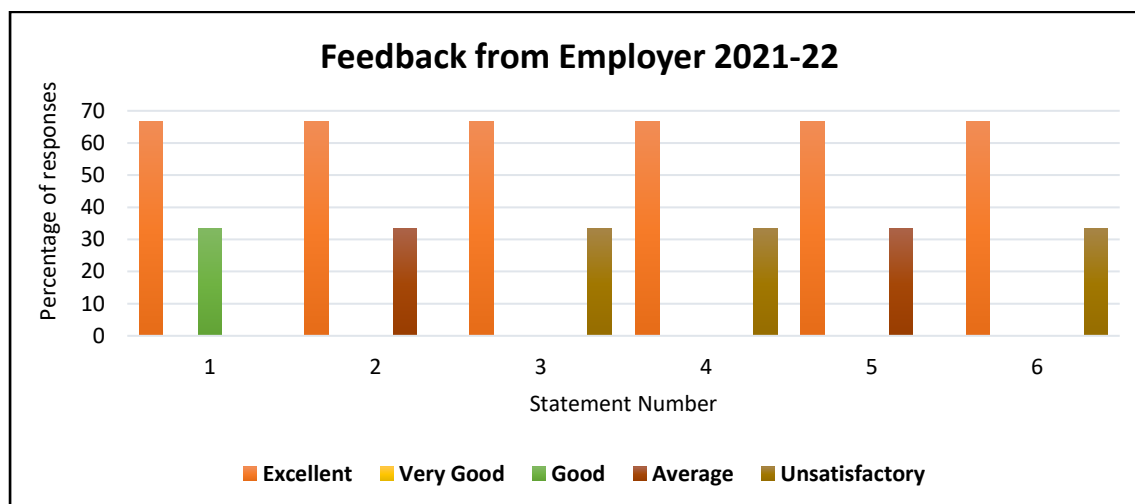


### **FEEDBACK FROM EMPLOYER**

Feedback from employers has been obtained about the curriculum as well as performance of the employee and the knowledge, skills and values demonstrated by the employee who is an alumnus of the college. *It must be noted that the first batch of Undergraduate programme completed their graduation in the academic year 2021-22, hence feedback from employer for*

*the courses framed under autonomy will be obtained only when such students are placed.* The analysis of the form for feedback from the employers taken on the link <https://forms.office.com/r/tCS4Meb4FK> contains six parameters relevant to the curriculum. Analysis of responses from employers reveals the following:

Sr.No.	Statement
1	Academic knowledge learnt from the courses studied
2	Relevance of the courses studied
3	Practical Application of courses studied
4	Adequacy of the courses studied with respect to the job requirements
5	Grasping of latest developments in the field of knowledge
6	Ability to use workplace equipment



**Interpretation:** i) It is observed that for all the parameters, maximum response is received for option 'Excellent'.

ii) For three parameters 'Unsatisfactory' response is received, this has been noted by the committee.

## CONCLUSION

**The analysis of responses to all the feedback forms received from all the stakeholders revealed that the feedback from all stakeholders is within the acceptable range (as per the benchmark already mentioned), with a scope for further improvement.**



## **ACTION TAKEN**

The issue of feedback from stakeholders, more particularly from the students was discussed in the meetings of the Internal Quality Assurance Cell (IQAC).

The analysis of the feedback was discussed in a meeting conducted by the Coordinator IQAC with both the Feedback Coordinators. The results of the analysis were communicated to the concerned authorities. Apart from structured feedback, feedback in informal manner is received from parents during the parents meet, which is communicated to the respective authorities, as the case may be. Informal feedback is also received from the employers by the placement cell and the same is communicated to the respective authorities, for further action. Efforts are made, as far as possible to ensure that suggestions of employers about curriculum are taken note of.

The analysis of Structured Feedback from Students and Teachers was placed before the meeting of the IQAC for consideration. The members of IQAC appreciated the feedback and it was placed before the Governing Body Meeting.

Submitted to the Chairman IQAC Principal Dr. Zunjarrao Sir and Coordinator IQAC and Vice Principal Dr. Sardesai Madam

Prepared and compiled by:

Prof. Rasika Date,  
Assistant Coordinator IQAC  
and Coordinator – Feedback

Assisted by:

Prof. Mukta Kothari,  
Member IQAC and  
Coordinator – Feedback