

सावित्रीबाई फुले पुणे विद्यापीठ

(पूर्वीचे पुणे विद्यापीठ)



दिनांक : ०६ ऑक्टोबर, २०२०

परीक्षा व मूल्यमापन मंडळ

अंतिम सत्र/अंतिम वर्षातील परीक्षा देवू इच्छिणा-या विद्यार्थ्यांसाठी परीक्षेकरिता सूचना

सावित्रीबाई फुले पुणे विद्यापीठांतर्गत विविध अभ्यासक्रमांना प्रवेशित अंतिम सत्र/अंतिम वर्षातील विद्यार्थ्यांना सूचना करण्यात येते की, अंतिम वर्ष/अंतिम सत्राच्या सर्व अभ्यासक्रमांच्या परीक्षा देवू इच्छिणा-या विद्यार्थ्यांच्या परीक्षा दिनांक १२ ऑक्टोबर, २०२० पासून सुरु होत आहेत. ज्या विद्यार्थ्यांनी ऑनलाईन परीक्षा देण्यासाठीचा विकल्प निवडलेला आहे अशा विद्यार्थ्यांकरिता परीक्षेसाठी वापरली जाणारी संगणक प्रणाली (Software), मोबाईलकरिताचे ॲप याबाबतची संपूर्ण माहिती होण्याच्या दृष्टीने विद्यापीठाकडून सराव चाचणीचे आयोजन करण्यात येत आहे.

सदर सराव चाचणीचे आयोजन दिनांक ८ ऑक्टोबर, २०२० ते दिनांक ११ ऑक्टोबर, २०२० दरम्यान सकाळी १०.०० ते सायंकाळी ६.०० या वेळेमध्ये घेण्यात येऊन प्रत्येक विद्यार्थ्याला किमान पाच वेळा सराव चाचणी देता येतील. प्रत्येक सराव चाचणी ही सर्वसाधारण क्षमता आकलन पद्धतीच्या प्रश्नांवर आधारीत असून ६० प्रश्नांची, ५० गुणांची एक तासाची राहिल. सराव चाचणीला संगणकीय प्रणालीतून प्रवेश मिळविण्यासाठी <https://sppu.wheelbox.com/LOGIN-2/sppu.jsp> या युआरएलचा वापर करण्यात यावा. यासंदर्भात विद्यार्थ्यांना सर्व माहिती त्यांच्या Student Profile वर उपलब्ध करून देण्यात येईल. तसेच विषयनिहाय सराव प्रश्नसंच स्वतंत्रपणे विद्यार्थ्यांच्या आकलनाकरिता विद्यापीठाच्या संकेतस्थळावर परीक्षापूर्वी उपलब्ध करून देण्यात येतील.

महेश काकडे

संचालक

परीक्षा व मूल्यमापन मंडळ

Dear Candidate,

Please appear for the applicable test(s) by going to <https://sppu.wheelbox.com/LOGIN-2/sppu.jsp> and logging in using your Login ID and Password as follows:-

Please note that Login ID and Password will remain same for Mock test and Final exams. This will be shared on email and SMS.

Schedule for Mock Test

Dates: 8th October 2020 - Anytime between 3 PM – 6 PM

From 9th October 2020 to 11th October 2020

Timings: Anytime between 10 Am – 6 PM

Manual for Internet Based Test-

<https://drive.google.com/file/d/1AlI8Ps1ewJ22LUSHR43sHfeOzvQF6FyT/view?usp=sharing>

How to take assessment:

1. Open URL <https://sppu.wheelbox.com/LOGIN-2/sppu.jsp>
2. Login with your login credentials (*Login ID & Password*)
3. Click on continue, read the instructions carefully and **Click on the Start Test button to start the test**
4. Start attempting the questions. Once you have answered all the questions, click on the “End Test” button to submit your test

Mobile APP link- Download App

Link: <https://statiswheelbox.z29.web.core.windows.net/app.html>

Manual for taking test from Mobile APP- Refer to video on website.

Please read the following instructions thoroughly before you start the examination–

- 1) Please note that the student will be allowed to take the exam as per the allocated subject
- 2) Students are required to have a Laptop/desktop/mobile phone with an internet connection.
- 3) Please note that Laptops / Desktops with Windows OS- Windows 7 and above are preferred. Students using Laptop with MAC OS should open test in safari browser. For candidates taking test on a mobile phone, should use chrome browser on Android Phone but Safari browser on I-Phone.
- 4) Mobile Application only works for Android Mobile Phone users.
- 6) Please make sure that your Laptop/Mobile phone is fully charged before appearing for the examination as a measure against unexpected power outages.
- 7) All questions are Multiple Choice Questions having single correct option.
- 8) Each question carry 1 marks.

9) Test duration – 60 mins. **Specially Abled Students are allowed 20 mins more for examination. Attempt any 50 questions, Max marks for exam is 50.**

10) Use of calculator allowed.

11) Please make sure you make the final submission only after completing the examination. You will be asked to confirm in case you accidentally try submitting the examination before the completion of the duration. Please note that once you make the final submission, you will not be able to take up the examination again.

12) In case of complete Internet failure, submission will not be possible & the test will have to be rescheduled. In case of temporary internet outage please wait for some time and try to re-submit the test.

13) If internet speed is unreasonably slow, images and tables in the question may take little longer to appear.

14) In case if you are facing any technical issues during the examination, please reach out to below Wheebox Support team or SPPU Support team.

Contact number- 9717796797

Process Document for Internet Based Test

Wheebox

Contents

Candidate Login and Dashboard	3
System Requirements	9

Candidate Login and Dashboard

Candidate can login using the login credentials from the Home Page.

URL- <https://sppu.wheelbox.com/LOGIN-2/sppu.jsp>

Internet based Test can be taken from a laptop/desktop/mobile phone with minimum 512 KBPS internet speed.

[Show](#)

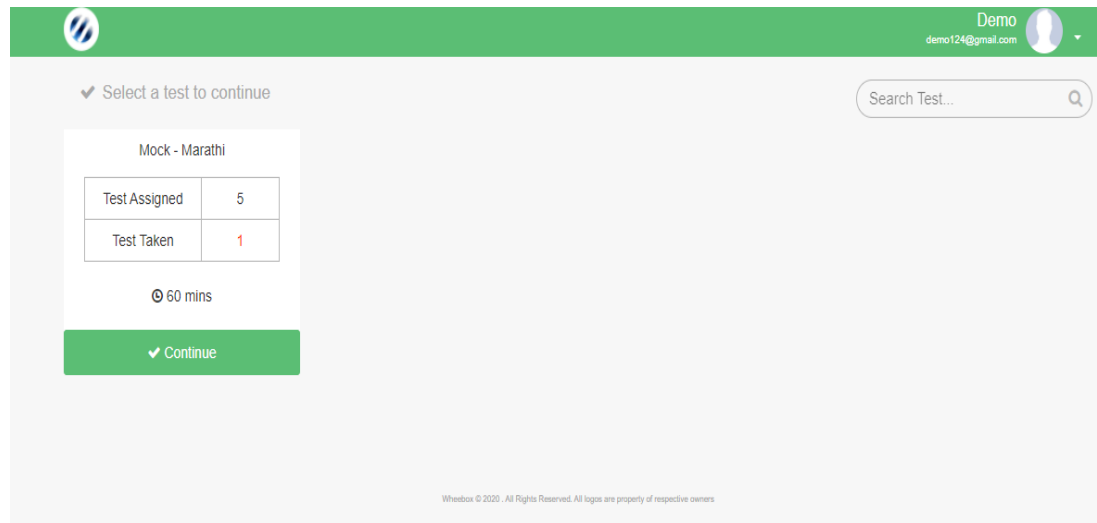
Click To Continue

Wheelbox © 2020. All Rights Reserved. All logos are property of respective owners.

On Login, candidate will be able to see the test assigned. Candidate will get just one attempt to complete the assessment.

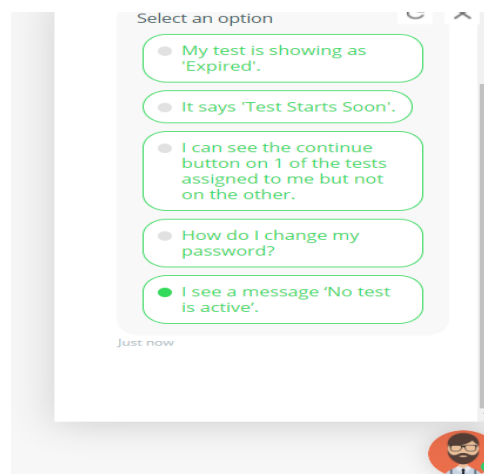
NOTE: For mock test, 5 attempts are given to candidates to practice. Candidates can take Test in English and Marathi.

The test selection page appears as follows-



Click on Continue to start the test.

For any queries related to Starting the test, Test expired, yet to start etc, one can chat with the support team members using the Chatbot on right hand side of the screen-



For mock, 10 seconds waiting time is given to candidates. Once you have read all instructions and waiting time is over, "Proceed NOW" button becomes green in colour , click on agreement once you have read all instructions and enter in the test window.

5

Test window-

Left Side- Question Panel shows number of questions in the test. Questions answered are automatically marked “Green” colour in panel, questions skipped remain “gray” in colour. Candidates can click on any question number on panel to move directly to that question on screen.

Timer on top middle of the page: Timer shows time left for the test to be completed. Once the test duration is over, test will get automatically submitted. It is recommended to finish the test within the test duration and submit the test anytime during the allotted duration. (60 mins)

Auto next, View Instructions, Help centre : These three buttons on top right side of the screen indicates the following-

By clicking on Auto Next, candidates will automatically move to next question after clicking the answer to a question. Need not press Next button again and again to move to next question. Auto next can be unchecked any time to skip any question.

View instructions helps the candidate to view instructions during the test that were visible before starting the test.

Help centre displays instructions or basic FAQs that helps students to answer common questions related to platform and assessment.

Clear Response: If candidates want to clear the response for any question. Use this option for every question wherever required. This button is visible below the options.

Previous/Next Button: Using previous and next button, candidates can move to next or previous question.

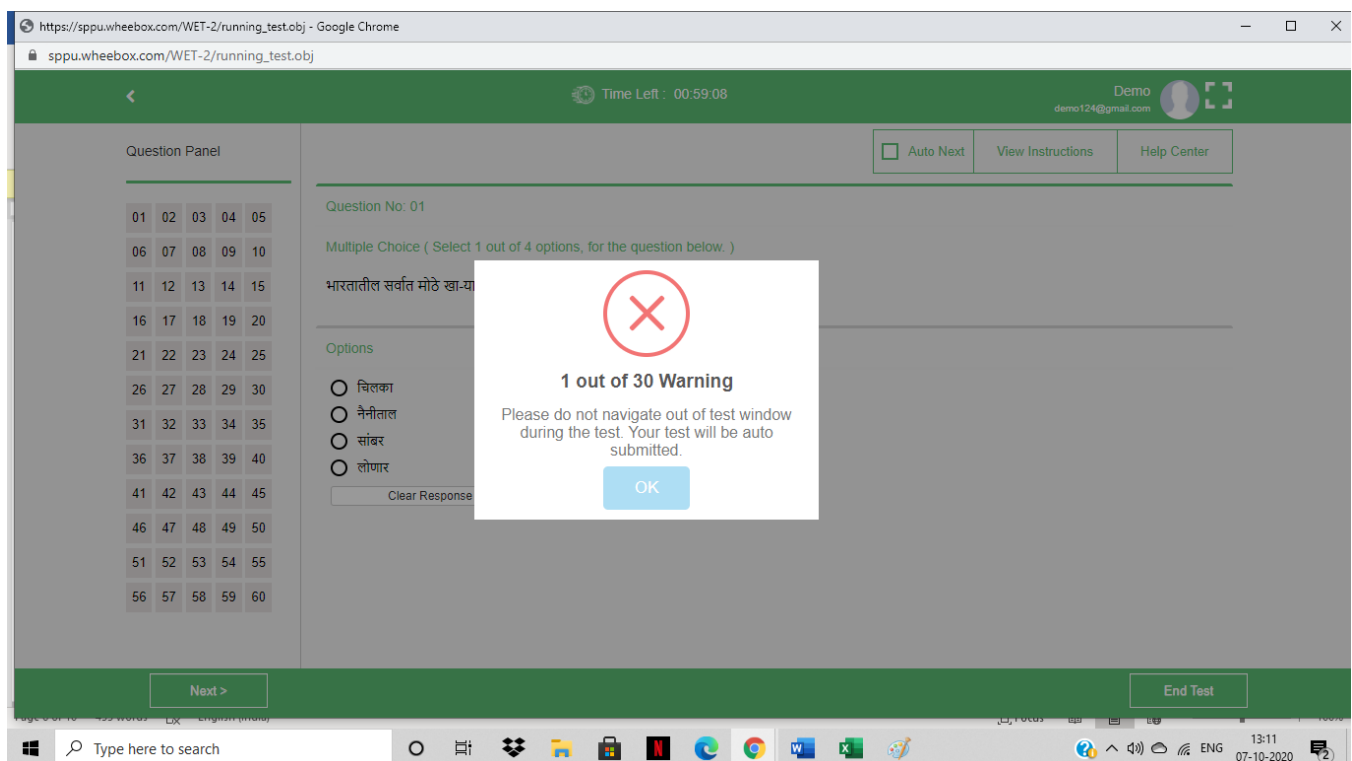
End test: Candidates can end the test only when all questions are answered. If test is ended in between, it will be considered as final submission and you will not be allowed another chance to give the test. Make sure the end test button is used only when all questions are answered.

The screenshot displays the test interface with the following elements:

- Top Bar:** Includes a timer showing "Time Left: 00:57:33" and three buttons: "Auto Next", "View Instructions", and "Help Center".
- Question Panel (Left):** A grid of question numbers from 01 to 60. Questions 01-04 are highlighted in green, indicating they have been answered. Questions 05-60 are gray, indicating they are skipped.
- Question Details (Right):**
 - Question No: 04**
 - Multiple Choice (Select 1 out of 4 options, for the question below.)**
 - राष्ट्रपती व उपराष्ट्रपती यांनी निवडणूक लढविण्यासाठी किमान वयोमर्यादा किती आहे?**
 - Options:**
 - ☐ ३० वर्षे
 - ☐ ३५ वर्षे
 - ☐ ४० वर्षे
 - ☒ २५ वर्षे
 - Clear Response** button
- Bottom Bar:** Includes "< Previous", "Next >", and "End Test" buttons.

During the assessment, if candidate tries to navigate to other window, they will get navigation warnings. Post maximum warnings, test will get automatically submitted.

- Make sure that pop-up blocker is disabled on your browser. Any notifications related to antivirus, windows update, email notifications etc will be counted as navigation.
- Candidates taking test on a mobile phone should make sure that no notifications, messages, calls during assessment as this will be counted as NAVIGATION. After maximum navigation warning, test will get auto-submitted.



After completion candidate can submit the test.

Question Panel

01	02	03	04	05
06	07	08	09	10
11	12	13	14	15
16	17	18	19	20
21	22	23	24	25
26	27	28	29	30
31	32	33	34	35
36	37	38	39	40
41	42	43	44	45
46	47	48	49	50

☐ Auto Next

View Instructions

Help Center

Question No: 04

Multiple Choice (Select 1 out of 4 options, for the question below.)

राष्ट्रपति व उपराष्ट्रपति यांनी हि

Options


☐ ३० वर्षे

☐ ३५ वर्षे

☐ ४० वर्षे

☒ २५ वर्षे

Clear Response



Information

Are you sure you want to Submit Test?

Cancel

Yes, Submit it



Test Submitted Successfully.

For security reasons, please exit your browser.

System Requirements

- Internet Bandwidth: The minimum required bandwidth is 512 Kbps - 1 Mbps of internet speed on each machine.
- Machine Configuration: RAM - Minimum 2GB (though 4GB is recommended), Processor Speed- 1.5 Ghz and above. Preferred Operating System – **Windows 7 and above.**
- Preferred browsers: For taking the test, recommended browsers are Google Chrome (Ver. 75 or above), Mozilla Firefox (Ver. 70 or above).
- Must have Laptop/Desktop/Smart Phone for taking the test.
- If your internet disconnects during submission contact the Help centre on the given number and don't close your window.
- **Make sure that pop-up blocker is disabled on your browser. Any notifications related to antivirus, windows update, email notifications etc will be counted as navigation.**
- **Candidates taking test on a mobile phone should make sure that no notifications, messages, calls during assessment as this will be counted as NAVIGATION. After maximum navigation warning, test will get auto submitted.**

Prepared by ; Wheebox for SPPU

सावित्रीबाई फुले पुणे विद्यापीठ

(पूर्वीचे पुणे विद्यापीठ)



परिपत्रक क्र. ११०/२०२०

कोव्हिड-१९ च्या प्रादुर्भावाच्या पार्श्वभूमीवर विद्यापीठाच्या अधिकार मंडळांनी निश्चित केलेल्या मार्गदर्शक तत्वानुसार अंतिम सत्राच्या/अंतिम वर्षाच्या सर्व अभ्यासक्रमातील (Regular, Backlog & Repeater) विद्यार्थ्यांच्या परीक्षांचे नियोजन दिनांक १२ ऑक्टोबर, २०२० पासून करण्यात आले असून या अनुषंगाने सर्व अभ्यासक्रमांची वेळापत्रके विद्यापीठाच्या संकेत स्थळावर उपलब्ध करून देण्यात आली आहेत. तसेच online किंवा offline पद्धतीने परीक्षा देण्याचा विकल्प विद्यार्थ्यांकडून घेण्यात आला आहे. तथापि ज्या विद्यार्थ्यांनी कोणताही विकल्प दिला नाही असे सर्व विद्यार्थी online पद्धतीने परीक्षा देऊ शकतात. अशा सर्व विद्यार्थ्यांना यासंबंधीची माहिती त्यांच्या Student Exam Form Profile मध्ये उपलब्ध करून दिलेली आहे.

दिनांक ७ ऑक्टोबर, २०२० रोजी झालेल्या सभेमध्ये मा. परीक्षा व मूल्यमापन मंडळाने घेतलेल्या निर्णयानुसार जे विद्यार्थी खालील कारणास्तव परीक्षा देऊ शकणार नाहीत, त्यांच्यासाठी नजिकच्या कालावधीमध्ये विशेष परीक्षेचे आयोजन करण्यात येईल व याची माहिती वेळोवेळी विद्यापीठ संकेतस्थळावर प्रसिध्द केली जाईल.


१. समकक्ष विषयामुळे अथवा इतर कारणांमुळे एकाच वेळी विद्यापीठाच्या दोन विषयांच्या परीक्षा असल्यास.
२. राज्य सामाईक प्रवेश परीक्षा (CET)/इतर शासकीय स्पर्धा परीक्षा इ. चे आयोजन विद्यापीठ परीक्षेच्या दिवशी असल्यास.
३. विद्यार्थ्यांस स्वतःला कोव्हिड -१९ विषाणुची बाधा झाली असल्यास.

उपरोक्त नमूद कारणासाठी विशेष परीक्षेस बसण्याची परवानगी मिळण्यासाठी विद्यार्थ्यांने सर्व आवश्यक कागदपत्रे व प्रमाणपत्रांच्या प्रती महाविद्यालये/संस्थेच्या मा. प्राचार्य/ संचालक यांच्यामार्फत परीक्षा समन्वय कक्षात सादर करणे आवश्यक आहे.

सर्व प्राचार्य /संचालक, सर्व संलग्नित महाविद्यालये व मान्यताप्राप्त संस्था यांना विनंती की, सदर परिपत्रकाचा आशय सर्व विद्यार्थी, पालक, शिक्षक व शिक्षकेतर सेवक यांच्या निदर्शनास आणून देण्यात यावा व विद्यापीठास सहकार्य करावे.

संदर्भ : परीक्षा-समन्वय/३८२

दिनांक : ०७/१०/२०२०


संचालक

परीक्षा व मूल्यमापन मंडळ
सावित्रीबाई फुले पुणे विद्यापीठ